



KiVa school  
- Let's make it together!



## KiVa International

- Home
- What is KiVa and how does it work?
- How to become a licensed partner?
- Is KiVa effective?
- KiVa around the world
- Certified KiVa Trainers
- KiVa on the road
- KiVa in media
- Parents
- News
- FAQ
- Contact
- Login

### Welcome to KiVa school!

KiVa is a research-based antibullying program that has been developed in the University of Turku, Finland, with funding from the Ministry of Education and Culture. The effectiveness of KiVa has been shown in a large randomized controlled trial. In Finland, KiVa is a sought-after program: most of all comprehensive schools in the country are registered KiVa schools implementing the program.



Choose your location or language



#### News

- 03.01.2017  
El próximo entrenamiento en marzo 2017 »
- 03.01.2017  
Next KiVa Training in March 2017 »
- 14.10.2016  
New trainers trained in October 2016 »



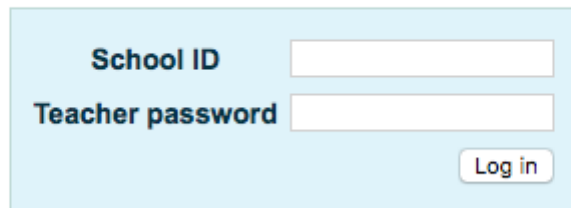
# KiVa student survey feedback



# 1. Login

Use the school login credentials to log in to the feedback using the address provided by your local KiVa partner.

## KiVa Student Survey 2017 - Feedback



A light blue rectangular login form with a thin border. It contains two text input fields and a button. The first field is labeled "School ID" and the second is labeled "Teacher password". The "Log in" button is located at the bottom right of the form.

School ID	<input type="text"/>
Teacher password	<input type="password"/>
	<input type="button" value="Log in"/>

## 2. KiVa Student Survey Feedback: Your school

### How to interpret KiVa survey results:

**All schools** refers to the answers of all the students in all KiVa schools in your local area.

**Our school** refers to the answers of the students in your school.

The results have been reported separately for years 1–7 and for years 8–9, or in some questions for each year. Note that some of the questions are only asked from years 5–9.

The students have responded to the questions in confidence. In the case where there is only one respondent in a certain year, that response has been deleted. The reasons are:

1. The student might be recognized.
2. Someone may have taken the survey as a joke. Such answers will falsify the results.

**Please check** that the number of respondents in your school is approximately what it should be. The closer this is the more reliable the information will be.

In the case where a number of respondents in a school (or in a certain year) is low the results are unreliable.

Too large a number of respondents is a warning sign. Someone might take the survey several times which increases the number of total answers. The smaller the school, the greater effect this will have on the overall percentages and mean values.

**Note** that *being bullied* and *bullying others* changes as the respondents grow older which presents an extra challenge to interpreting the results:

1. **Age-related decreases in being bullied** are universal throughout primary and middle school.
2. However, **bullying others decreases** until around age 12 after which it starts to increase again.

### How to use the results:

- It is necessary to discuss the results of the survey as a whole staff.
- It is recommended that you present your results during your parents' evening.

In the case where there are very few respondents, it is not recommended that you present class-specific results publically. This is to avoid a situation where an individual pupil could be identified.

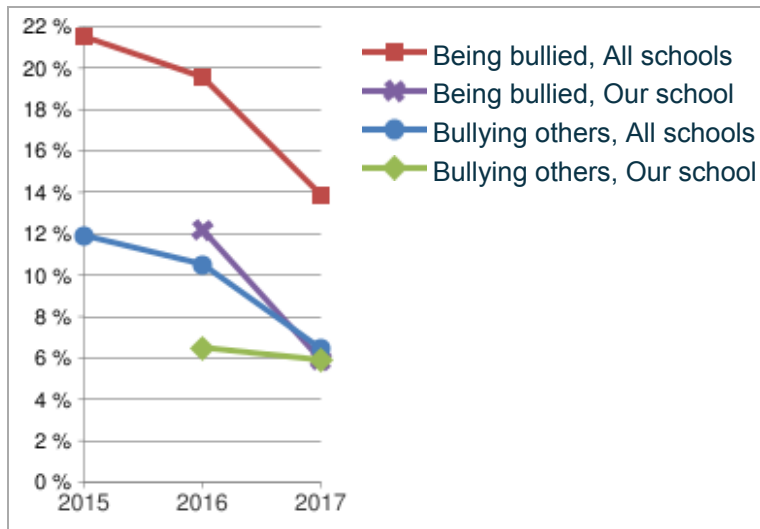
## Number of participants 2017

Number of participants in your school per grade year

	1	2	3	4	5	6	All grade years
<b>Girl</b>	13	12	15	17	18	17	92
<b>Boy</b>	10	15	18	11	19	15	88
<b>Total</b>	23	27	33	28	37	32	180

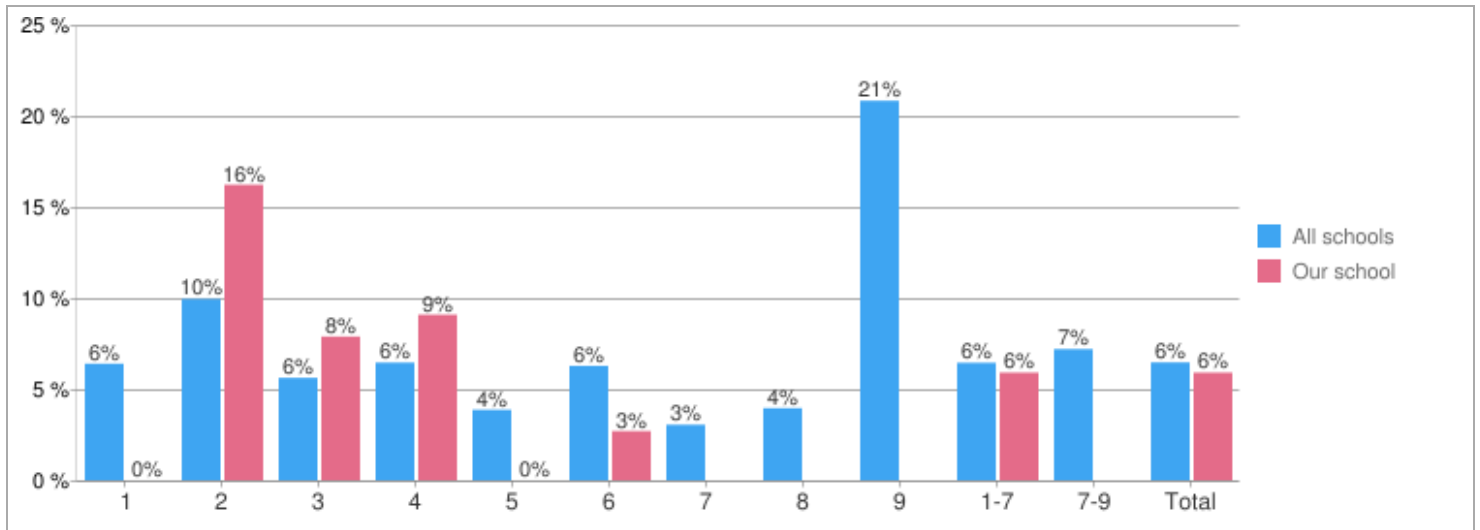
## Bullying and being bullied 2015–2017

Number of students in years 1–7 who have bullied others or have been bullied themselves *2 or 3 times a month or more often*



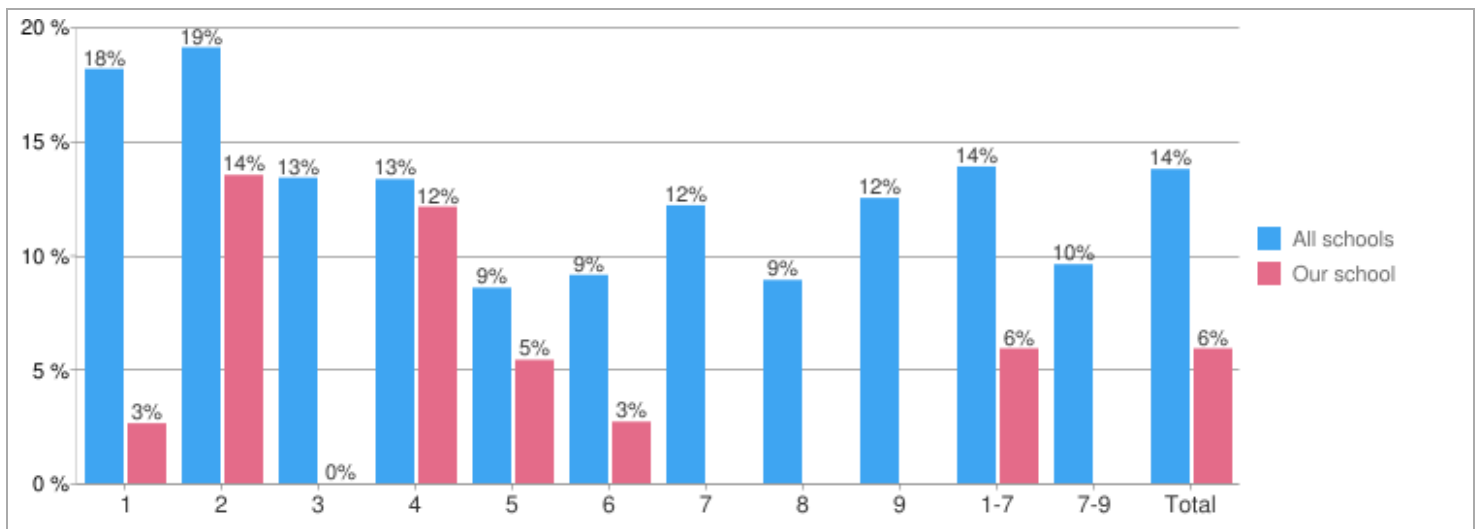
## Bullying and being bullied 2017

Number of students in each grade year who have *bullied others 2 or 3 times a month or more often*



**Details about the question:** "How often have you bullied another student at school during the past few months?" Options: "I have not bullied anyone during the past few months", "Only once or twice", "2 or 3 times a month", "About once a week" or "Several times a week".

Number of students in each grade year who have *been bullied 2 or 3 times a month or more often*



**Details about the question:** "How often have you been bullied at school during the past few months?" Options: "I have not been bullied during the past few months", "Only once or twice", "2 or 3 times a month", "About once a week" or "Several times a week".

## About bullied students in your school 2017

### Of those students who had been bullied 2 or 3 times a month or more often

**10** in grade years 1–4,  
**3** in grade years 5–7 and  
**0** in grade years 8–9 indicated that they had been bullied for **about 6 months or more**.

**Details about the question:** The question was only asked from students who indicated that they had been bullied at least 2 or 3 times a month "How long have you been bullied?" Options: "A week or two", "1 month", "About 6 months", "1 year" or "Many years".

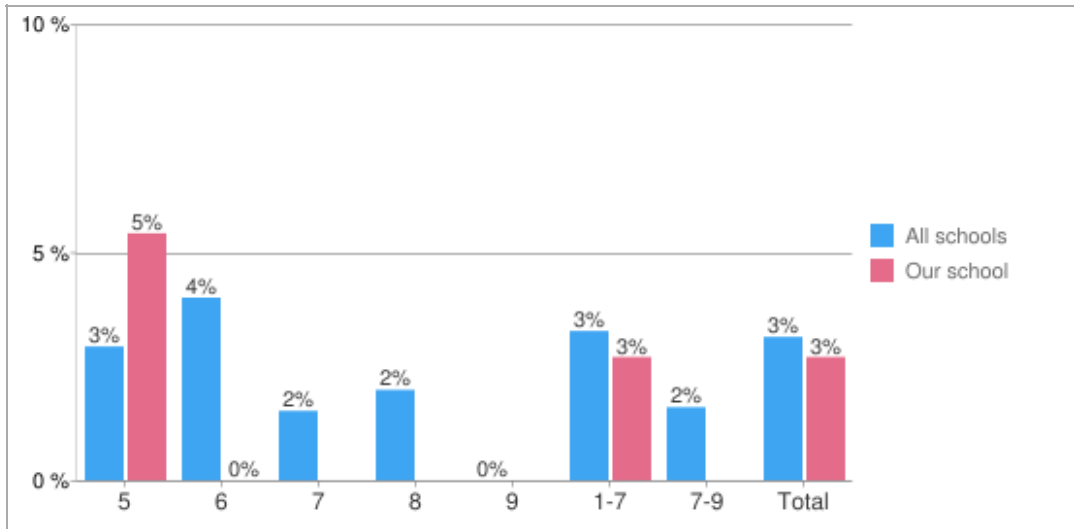
### Of those students who had been bullied 2 or 3 times a month or more often

**5** in grade years 1–4,  
**0** in grade years 5–7 and  
**0** in grade years 8–9 indicated that they **had not told anyone about the bullying**.

**Details about the question:** The question was only asked from students who indicated that they had been bullied at least 2 or 3 times a month "Have you told anyone about being bullied during the past few months?" Options: "No, I haven't told anyone" or "Yes, I have told someone".

## Cyberbullying 2017

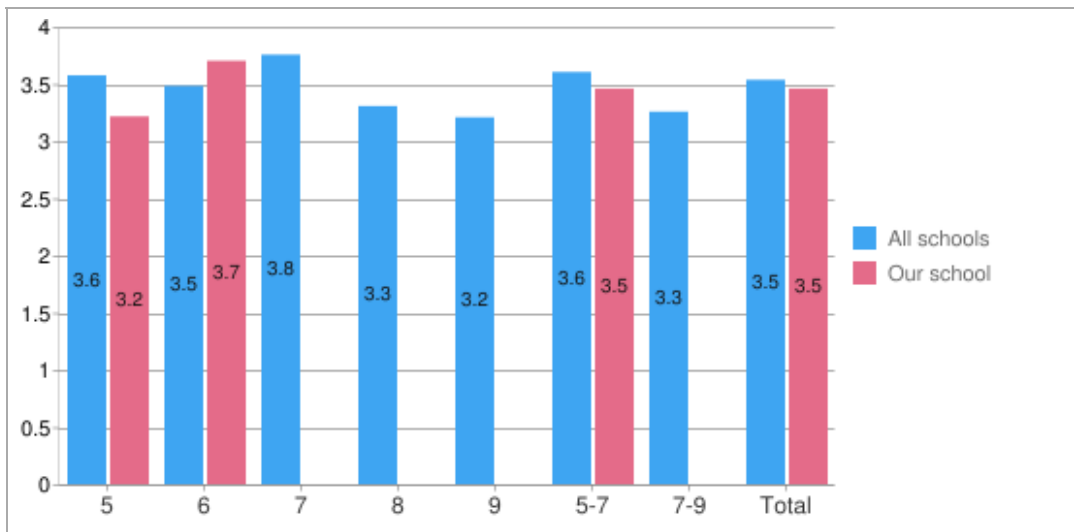
### Number of students in each grade year who have been bullied through the Internet 2 or 3 times a month or more often



**Details about the question:** "Have you been bullied through the Internet during the past few months?" Options: "I have not been bullied through the Internet during the past few months", "Once or twice", "2 or 3 times a month", "About once a week" or "Several times a week".

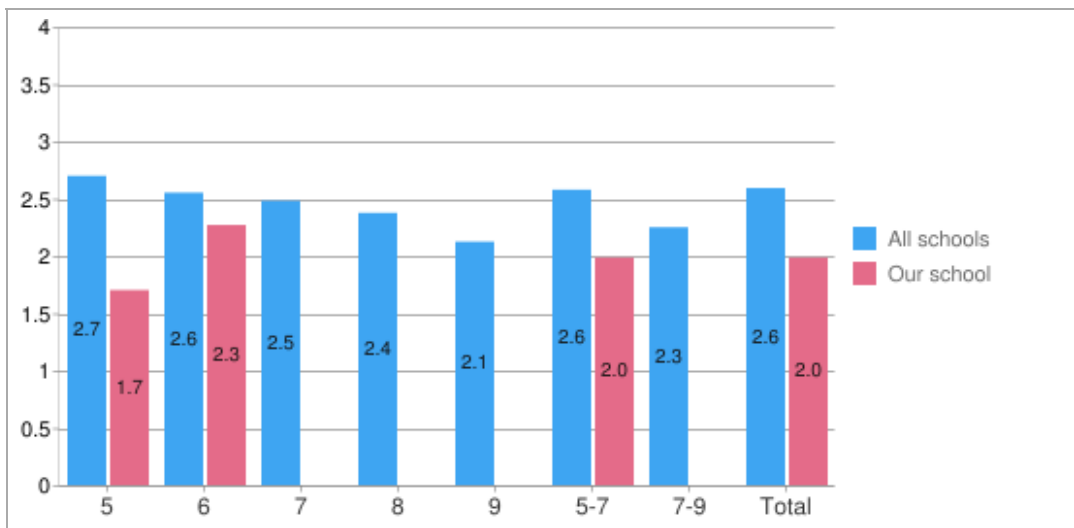
## Teachers' attitude and anti-bullying work 2017

Students' perception of their teacher's attitude towards bullying (the higher the number, the more against bullying the teacher is perceived as being)



**Details about the question:** "In your opinion, what does your teacher think about bullying?" Options: 0 = "My teacher thinks bullying is a good thing", 1 = "My teacher doesn't care whether kids/students are being bullied or not", 2 = "I don't know", 3 = "My teacher thinks that bullying is bad", 4 = "My teacher thinks that bullying is absolutely wrong"

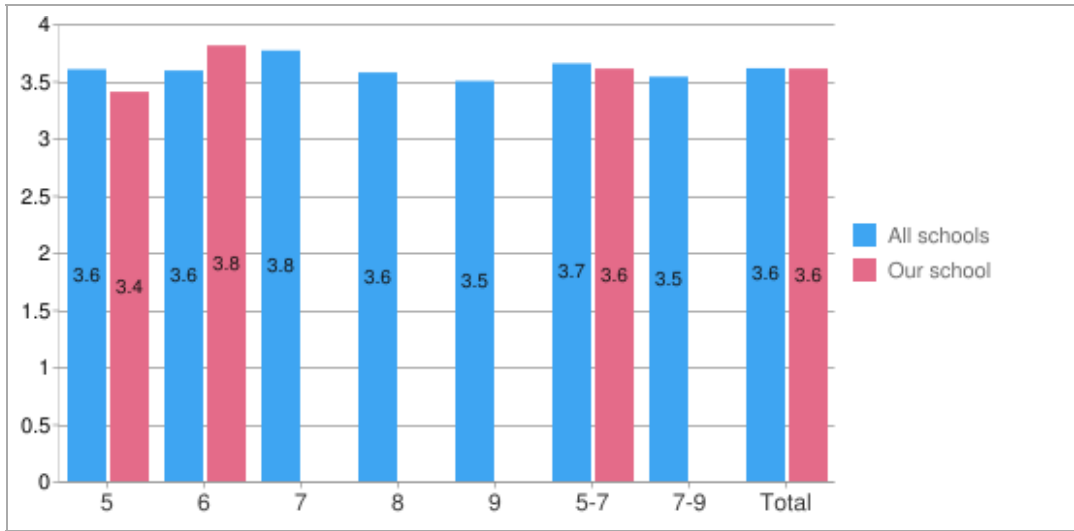
In students' experience how much has their teacher done to decrease bullying (the higher the number, the more the teacher has done in the students' opinion)



**Details about the question:** "How much has your teacher done to decrease bullying since last fall?" Options: 0 = "Very little or nothing", 1 = "Rather little", 2 = "Some", 3 = "A lot", 4 = "Very much"

## Parents' attitude 2017

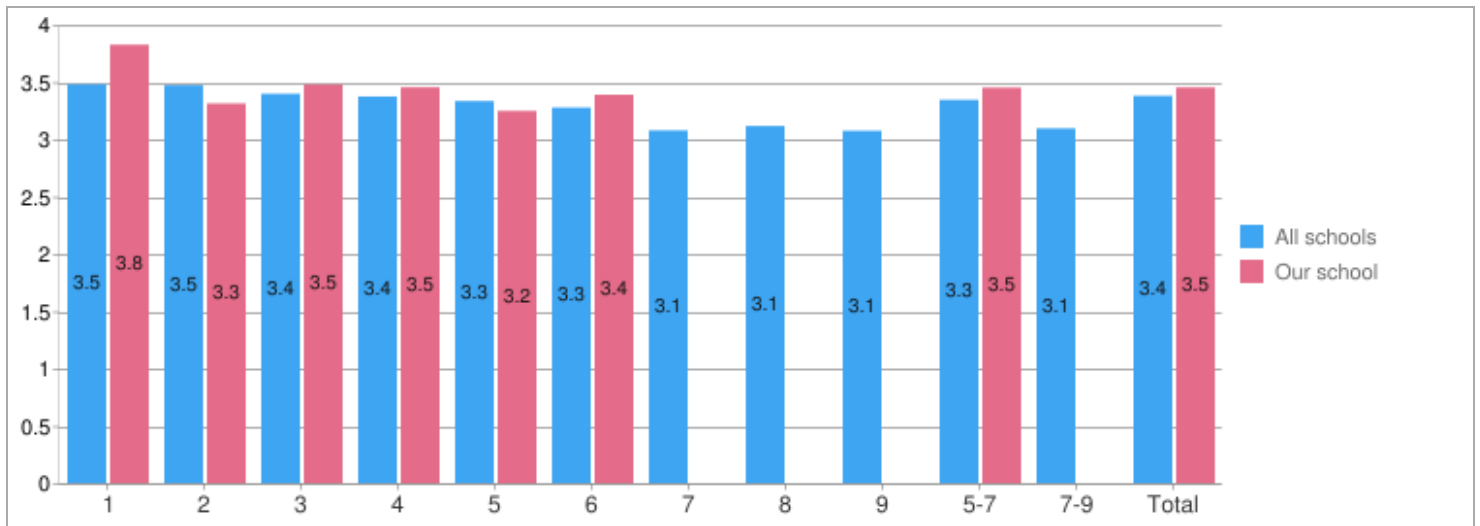
Students' perception of their parents' (or guardians') attitude towards bullying (the higher the number, the more against bullying their parents are perceived as being)



**Details about the question:** "What do your parents (or guardians) think about bullying?" Options: 0 = "They think bullying is a good thing", 1 = "They don't care whether [kids are]/[someone is] being bullied or not", 2 = "I don't know", 3 = "They think that bullying is bad", 4 = "They think that bullying is absolutely wrong"

## Atmosphere 2017

Students' feelings about the atmosphere in their school/class (the higher the number, the better the atmosphere)

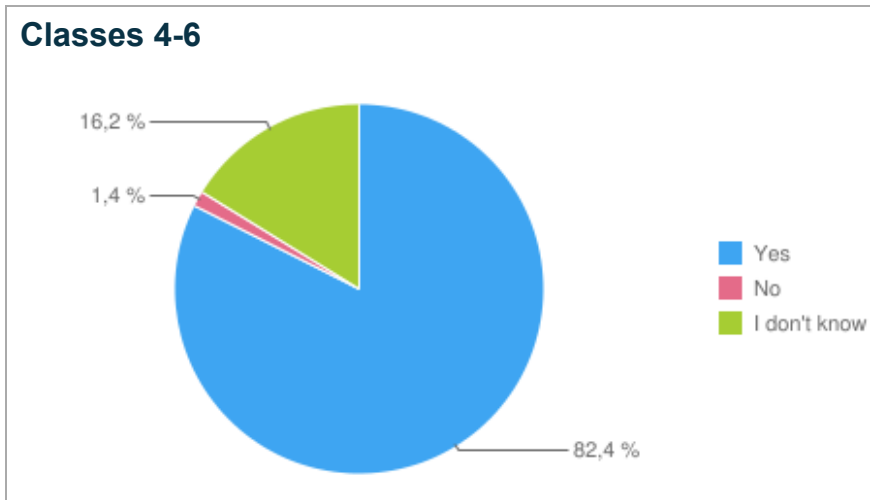


**Details about the questions:** Average of the questions: 1) "I feel safe at school", 2) "Helping others is common in our class", 3) "I'm happy to be in my class", 4) "I feel that I'm accepted as I am at school" and 5) "I like the atmosphere at school". 5-point scale 0 = "I disagree completely", 4 = "I agree completely"



## The KiVa program in our school 2017

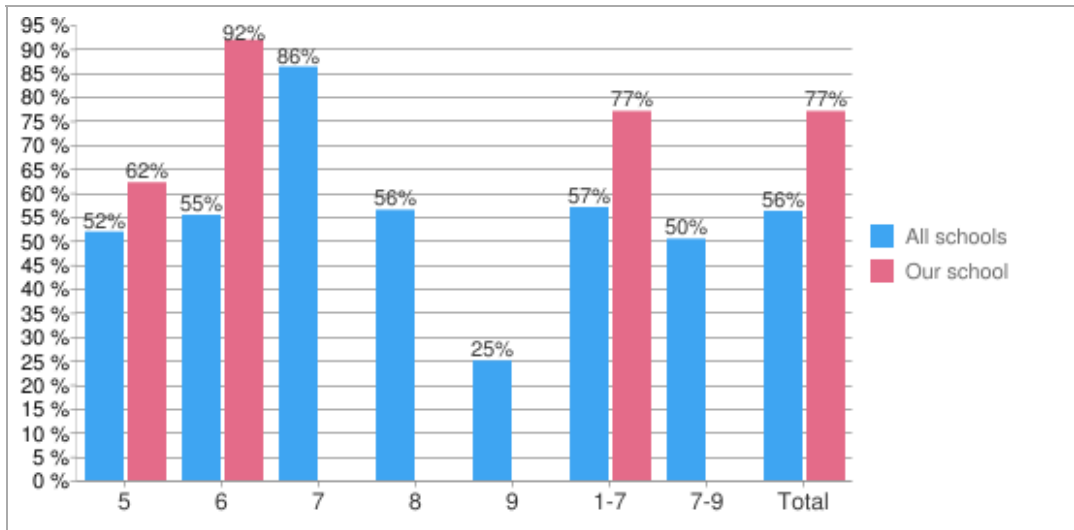
### Students' awareness about their school being part of the KiVa program



Details about the question: "Is your school part of the KiVa program?"

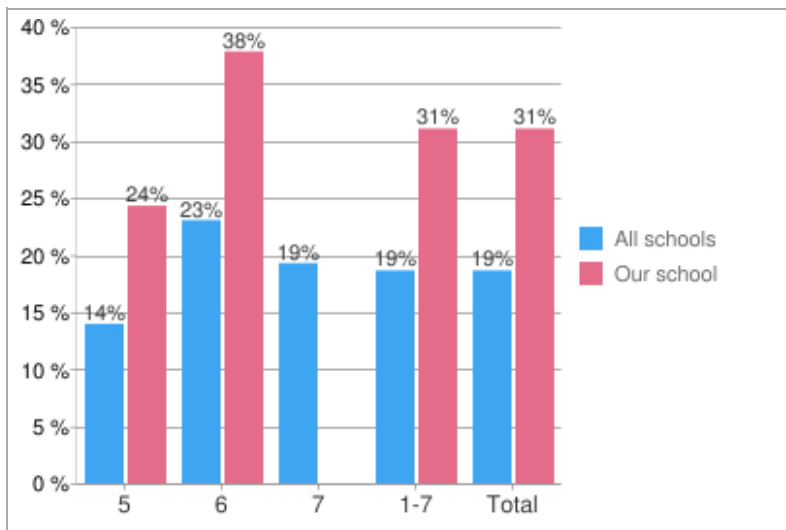
## The KiVa program in our school 2017

### Percentage of students who said that their class has been having KiVa lessons since last fall



Details about the question: "Has your class been having KiVa lessons since last fall?"

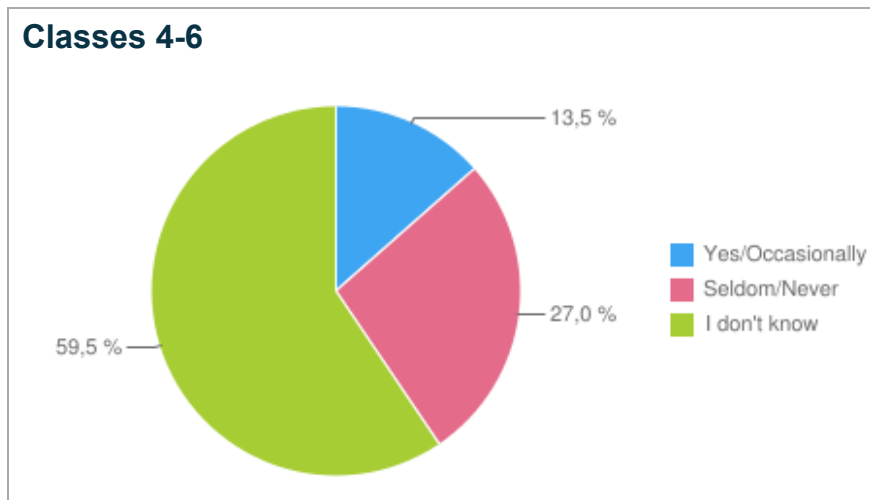
### Percentage of students who said that they have been playing the KiVa Game (classes 5-7) during the lessons or outside school



Details about the question: "Since last fall, when have you been playing the KiVa computer game? If you like, you may choose several answers." Options: "During the lessons", "Outside school" and "I haven't played the KiVa game".

## Awareness about the KiVa team 2017

### Students' awareness about the existence of the KiVa team



**Details about the question:** "Some schools have a group of adults (sometimes called a KiVa team) who, when they hear about a bullying incident, summon the bullied child and the bullies to a discussion. Is this being done at your school?"

## Being asked to a KiVa team discussion 2017

### Being asked to a KiVa team discussion (students' estimate)

	All schools			Our school	
	5-7	8-9	All grade years	5-7	All grade years
I have not been summoned to a discussion	65.82 %	65.60 %	65.93 %	56.76 %	56.76 %
I have been summoned to a discussion because I had been bullied	10.29 %	12.80 %	10.39 %	18.92 %	18.92 %
I have been summoned to a discussion because I had been bullying others	4.78 %	8.80 %	5.03 %	4.05 %	4.05 %
I have been summoned to a discussion, but I don't know why	21.66 %	16.00 %	21.22 %	20.27 %	20.27 %

## Effects of KiVa team discussions 2017

### Effects of KiVa team discussions to those students, who have been bullied

	All schools			Our school	
	5-7	8-9	All grade years	5-7	All grade years
The situation did not change at all. I'm still being bullied.	24.75 %	18.75 %	24.65 %	21.43 %	21.43 %
Since then I have been bullied less or the bullying has stopped completely	68.18 %	81.25 %	68.84 %	78.57 %	78.57 %
Since then I have been bullied more	7.07 %	0.00 %	6.51 %	0.00 %	0.00 %

### Effects of KiVa team discussions to those students, who have bullied someone

	All schools			Our school	
	5-7	8-9	All grade years	5-7	All grade years
The situation did not change at all. I continued bullying.	13.04 %	9.09 %	12.50 %	33.33 %	33.33 %
Since then I have been bullying less or I've stopped bullying completely	77.17 %	90.91 %	78.85 %	66.67 %	66.67 %
Since then I have been bullying more	9.78 %	0.00 %	8.65 %	0.00 %	0.00 %

